



## IQ0102065BNEM03-0

### Direct 1-phase 65A meter

- > Plug and play LTE Cat-M communication module with GPRS fallback.
- > Compliant with DLMS/COSEM and MID
- > Improve revenue and energy efficiency with advanced measurement and tariffication.
- > Remote authenticated firmware upgrade.
- > Protected from fraud or tampering.
- > Alarm and events record.
- > P1 port to push data in accordance with DSRM 5.0.2.
- > Accurate clock and daylight-saving time supported.
- > RS-485 port for reading and/or controlling Modbus RTU devices.

## Contact

[www.xemex.eu](http://www.xemex.eu)  
[info@xemex.eu](mailto:info@xemex.eu)  
+32 32 01 95 95



## Main features

### Measurement and power quality

- > Energy registers: active energy, reactive energy, and apparent energy in four quadrants.
- > Rated energy registers: these energy values per tariff rate.
- > Demand: (rated) demand and maximum demand registers with configurable maximum demand integration period (typically 5, 15, 30 or 60 minutes).
- > Instantaneous/average active, reactive and apparent power
- > Instantaneous net frequency, power factor, voltage (rms) and current (rms).
- > The measurement resolution is 1Wh/varh/VAh

### Tariffs

- > Programmable 2 sets of tariff structure, with 4 seasons, 4 weeks, 4 days and 8 Time-Of-Use tariffs
- > 30 special days tariffs
- > 13 months of billing history available; cumulative (re)active energy import & export

### Profiles for energy and power quality

- > 55 days logging of cumulative active energy import and export with a capture period of 15 minutes.
- > 31 days logging of cumulative active energy import and export for rate 1 and rate 2, with daily captures.
- > 15 days logging of cumulative active energy import and export with 10 minute captures.
- > Periodicity and channels of the profiles are programmable.

### Communication interface

- > Remote communication to HES via modular LTE Cat-M / GPRS communication module.
- > P1 port with RJ12 connector to push data to customer's device (DSMR 5.0.2.).
- > Local communication via optical port.
- > Modbus Master through the RS-485 port (A/B/ GND). Through this wired interface it is possible:
  - > To read data from supplementary (sub-)devices.  
This data is made available via 16 channels with 48 registers each and can be logged in configurable profiles.
  - > To control RS-485 devices remotely.

### Firmware upgrade

- > Remote authenticated firmware upgrade.

### Real time clock

- > Accuracy according to EN62054-21
- > Daylight saving time supported.
- > Remote and local synchronization available.
- > Retention of 5 days without power.

### Display

- > LCD without backlight.
- > With Obis codes and icons.
- > Two programmable display modes (auto scroll and manual scroll).
- > LEDs on the WAN communication module to indicate the communication status.
- > Two LEDs for active and reactive energy pulse output.

### Anti-tamper features

Detection and alarming for:

- > Main and terminal cover open detection (regardless of meter power status)
- > Access attempt with incorrect credentials.
- > Magnetic field tampering.
- > Phase sequence reverse detection.
- > Inverse current detection.

### Event record

- > Up to 255 kinds of event records with timestamp such as:
  - > Long / short term power failure.
  - > Tampering events.
  - > Firmware upgrade events.
- > Remote Communication session log in 1 year

### Privacy and security

- > DLMS Low Level Security
- > DLMS High Level Security 3, 4, 5 (AES/GMAC).
- > Data encryption and authentication.
- > Encryption Key-wrapping.

## Technical specifications

### Reference standard

- > EN 50470-1, EN 50470-3, IEC 60068-2/75, IEC 62052-11, IEC 62053-21/22/52, IEC 62054-21, IEC 62055-21, IEC 62056-21/53/61/62, IEC 62059-31/41/53, IEC 60695-2/11
- > EIA-485, Modbus-V1.1b3

## Electrical

<b>Accuracy</b>	Active	Class B
	Reactive	Class 2
<b>Voltage</b>	Rated Voltage	230V
	Operation voltage range	80% to 120% Un
<b>Current</b>	Rated current	5A
	Min / Max current	20mA / 65A
<b>Frequency</b>	50Hz $\pm$ 5%	
<b>Power consumption</b>	Voltage circuit	$\leq$ 2W, 10VA
	Current circuit	$\leq$ 0.5VA
<b>Pulse constant</b>	2000 imp/kWh(kvarh)	

## Reliability

<b>Meter life</b>	15 Years	<b>Data retention</b>	$\geq$ 15 Years
-------------------	----------	-----------------------	-----------------

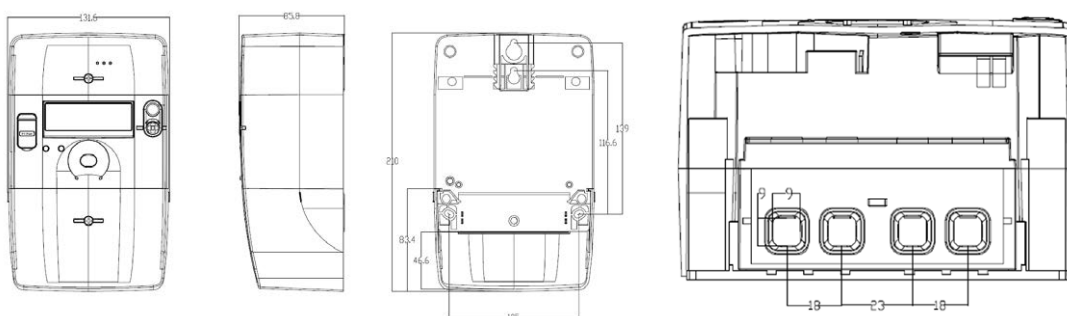
## Mechanical

<b>Dimensions (L x W x H)</b>	210 x 132 x 86(mm)	<b>Weight (Kg)</b>	0.95
<b>Enclosure material</b>	PC+GF(glass filled polycarbonate)	<b>Insulation protection</b>	Class II
<b>Terminals</b>	Professional Lifting system		

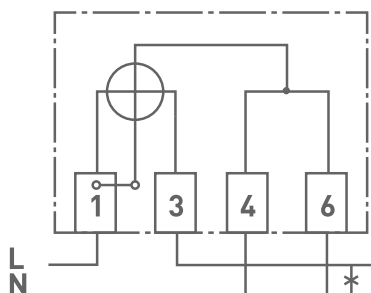
## Environmental

<b>Operating temperature</b>	-40 ° C to 70 ° C	<b>Storage temperature</b>	-40 ° C to 80 ° C
<b>Operating humidity</b>	Maximum 95% RH	<b>Ingress protection</b>	IP54

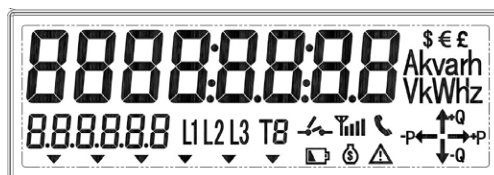
## Overall dimensions



## Wiring diagram



## Display format



## contactinformation



### **Contact - NL**

Burgemeester Burgerslaan 40  
5245 NH Rosmalen  
The Netherlands  
Phone: +31 73 544 3071



### **Contact - BE**

Metropoolstraat 11a  
B2900 Schoten  
Belgium  
Phone: +32 32 01 95 95



### **Contact - UAE**

Office 901 HQ Tower (North)  
Dubai Science Park PO.Box: 478817  
Dubai -United Arab Emirates  
Phone: +971 4 4422 9701

## Find us online

[www.xemex.eu](http://www.xemex.eu)  
[info@xemex.eu](mailto:info@xemex.eu)

